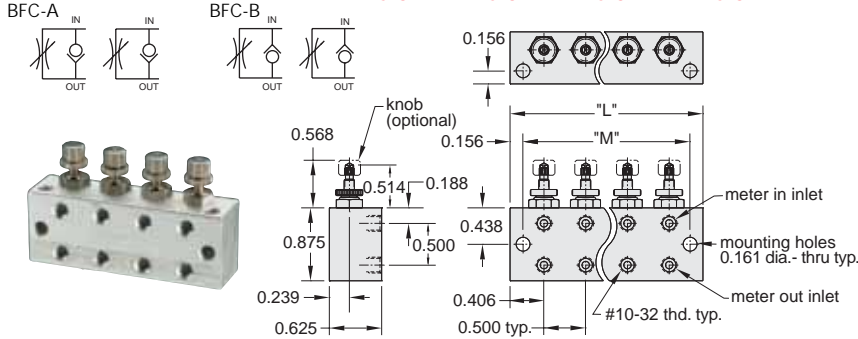




## Block Flow Controls

- BFC-2A    BFC-2B    BFC-2AK    BFC-2BK
- BFC-4A    BFC-4B    BFC-4AK    BFC-4BK
- BFC-6A    BFC-6B    BFC-6AK    BFC-6BK
- BFC-8A    BFC-8B    BFC-8AK    BFC-8BK



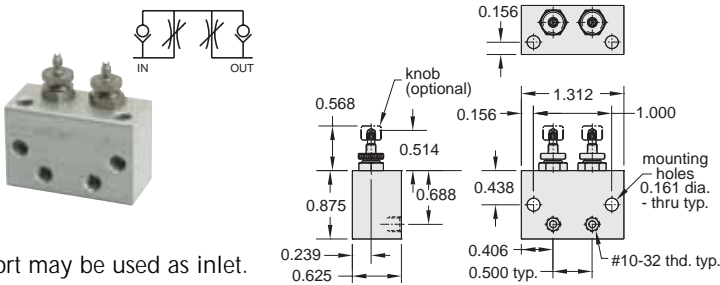
**Precision flow controls and needle valves available in blocks for rigid mounting.**

*Specification same as MFC-3*

Clippard's block flow control and needle valves have a variety of features that offer extra versatility for unique applications. These precision made valves offer high performance, low cost, reliability and ease of installation. Each valve is independent of the other (except the BFC-2C), sharing only a common body. This allows separate pressures and/or gases to be used while simplifying mounting. Each needle adjustment is smooth, exact, and includes a locking ring to prevent tampering. The valve body is machined and anodized aluminum; the compound angle needle stems are machined from 303 stainless steel; the valve sleeve is electroless nickel plated brass; and the seals are Buna-N rubber. Block flow controls and needle valves are ideal for controlling double acting cylinders.

## Block Flow Controls

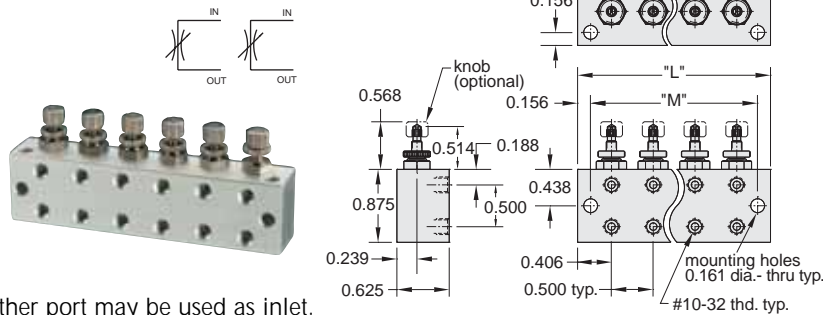
- BFC-2C    BFC-2CK
- (2) Valves common meter in and meter out.



Either port may be used as inlet.

## Block Needle Valves

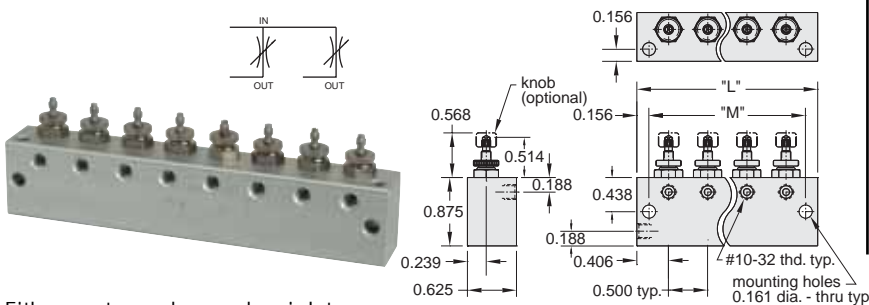
- BNV-2N    BNV-4N    BNV-6N    BNV-8N
- BNV-2NK    BNV-4NK    BNV-6NK    BNV-8NK



Either port may be used as inlet.

## Block Needle Manifolds

- BNM-2N    BNM-4N    BNM-6N    BNM-8N
- BNM-2NK    BNM-4NK    BNM-6NK    BNM-8NK



Either port may be used as inlet.

FC - Flow Control  
NV - Needle Valve  
NM - Needle Manifold



Block

Number of stations

- 2 - 2 stations
- 4 - 4 stations
- 6 - 6 stations
- 8 - 8 stations

A - meter out flow

B - meter in flow

C - 2 valves common meter in and meter out

N - needle valve

Adjustment type

Blank - screwdriver slot

K - adjustment knob

Number of Stations	"X"	"L"	"M"
2		1.312	1.000
4		2.312	2.000
6		3.312	3.000
8		4.312	4.000